

LUPINE














LIGHTBOOK 2018 / 2019

INTERNATIONAL





TABLE OF CONTENT

SL 4-9	
ALPHA 10-13	
BLUETOOTH & APP 14-15	
NEO 16-19	
PIKO 20-25	
BLIKA 26-31	
WILMA 32-35	
BETTY 36-39	
ROTLICHT 40-43	
PIKO TL 46-47	
BETTY TL 2 48-49	
BETTY TL 2 PRO 50-51	
USB ONE & USB CHARGER 52-53	

SL

SAFE ON THE TRAIL, SAFE ON THE ROAD

Your automatic “daytime running light” increases your road safety. With its specially optimized illumination, you can put your riding skills to the test at night while still recognizing every obstacle in time.

The SL is a special lupine. The beam pattern is not only compliant with German highway regulations, but also throws 100% of its light directly onto your path. This works like the headlights on a car and is therefore absolutely glare-free for other traffic users. At the same time, every meter of braking distance matters. Therefore, it's all the more important to be seen in time. The SL daytime running light radiates extremely wide and ensures best visibility by day. The international SL versions also come with an additional blinking mode.

Are you up and moving with your e-bike so fast that have no time to control your light manually? The adjustable stereo sensor system scans your ambient light and decides in time between daytime running lights and headlights.





SL WITH HIGH BEAM

From October 2018 all existing SL versions will be also available with highbeam.



The SL detects the input voltage of 6 V or 12 V and automatically adjusts its performance.



The SL detects the input voltage of 6 V or 12 V and automatically adjusts its performance.

SL B BOSCH

Suitable for: Bosch Active, Performance, CX drive units
Not suitable for: Bosch Classic Line

12 V mode	900 Lumens
6 V mode	500 Lumens
Full beam	16 Watts Max.
Daytime running light	1.6 Watts
Beam distance	250 m

SL S BOSCH (PURION)

Suitable for: Bosch Active, Performance, CX drive units with Purion Display
Not suitable for: Bosch Classic Line

12 V mode	900 Lumens
6 V mode	500 Lumens
Full beam	16 Watts Max.
Daytime running light	1.6 Watts
Beam distance	250 m

SL S YAMAHA

Suitable for: PW-X und PW-S Pedelec drives since model year 2017
Not suitable for: older models, because the light output of the drive does not provide sufficient power.

6 V mode	500 Lumens
Full beam	9 Watts Max.
Daytime running light	1.6 Watts
Beam distance	140 m

SL S SHIMANO

Suitable for: Steps E8000 drive units
Not suitable for: older models, because the light output of the drive does not provide sufficient power.

6 V mode	700 Lumens
Full beam	12 Watts Max.
Daytime running light	1.6 Watts
Beam distance	200 m

SL S BROSE

Suitable for: Brose Drive S
Not suitable for: older models, because the light output of the drive does not provide sufficient power.

6 V mode	700 Lumens
Full beam	12 Watts Max.
Daytime running light	1.6 Watts
Beam distance	200 m



FOR EVERY BIKE

You don't have a suitable E-Bike or don't want to run your lamp on a bicycle without a motor? The SL is also available as a independent version with separate battery.

SL A: That's glare-free 900 lumens, sensor controlled „daytime running light“, operation on the lamp head and proven Lupine batteries.

Manual mode	Daytime-/nighttime running light
Automatic mode	Sensor controlled
Beam pattern	TA23 (Cut-off line)

Light output:		Runtime:	
		SL A 4	SL A 7
16 W	900 Lumens	1.5h	3h
8 W	500 Lumens	3h	6h
1.6 W	Daytime running light	16h	32h

FL 1 STANDARD

LIGHT OUTPUT

900 LUMENS

BEAM DISTANCE

250m

PEAK BEAM INTENSITY

12500 cd

BEAM PATTERN

TA 23

WATERPROOF

2m



SL A 7 with 6.9 Ah battery



SL A 4 with 3.5 Ah battery

NEW



Who does not like to operate the cars high beam switch on a clear road in the dark, and maybe even accelerate a little bit? With the new SL F you can switch between high and low beam and in high beam mode, even 1200 lumens illuminate the way.

The activated high beam is indicated by a blue glowing SL logo in the lamp head and the familiar high beam symbol at the switch.






Light Output	High Beam: 1200 Lumens, Low beam: 800 Lumens
Power	16 W Max.
Manual mode	Daytime running light, Low beam, High Beam
Automatic mode	Sensor controlled
Operation	At the remote control or lamphead
LED	12x Osram Compact CL, 6x Luxeon Z
Lens System	Dual Aspheric Lens System
Dimensions LxBxH	49x50x48 mm
Protection Class	IP68
Beam pattern	TA23 (Cut-off line)

ALPHA

THE NEW MAXIMUM

The new Lupine Alpha is nothing less than the most powerful bicycle lamp for racing, we've ever built. Full 7200 lumens, perfect illumination and an enormous range of up to 840 meters make your bike the ultimate nighttime racing machine.

Whether directly in front of the front wheel or several hundred meters away: the Alpha will show you every detail on your trail. The Alpha combines 3 different lens types to create a perfectly illuminated image tailored for racing use. Two 22° lenses in combination with two ultra-wide angle lenses ensure a never-before-seen illumination at close range. Four 18° lenses focus some part of the light and generate a range that outshines any comparable lamp.

FL 1 STANDARD				
LIGHT OUTPUT  7200 LUMENS	BEAM DISTANCE  840m	PEAK BEAM INTENSITY  71400 cd	IMPACT RESISTANCE  2m	WATERPROOF  2m





TECHNICAL DATA

Lumens	7200 Lumens
Power	70 W Max.
Battery	14.4 V, 6.9 Ah SmartCore
Runtime	1.5h - 49h
LED Main light	8x Cree XM-L2
LED Daytime running light	8x Cree XQE HI
Beam angle	Combination 22°, 18°, 120°
Weight	670g

During the fastest passages you can immediately see at what level your lamp is currently set: The Alpha has an extra large, colored LED status bar for displaying light levels and selected functions.

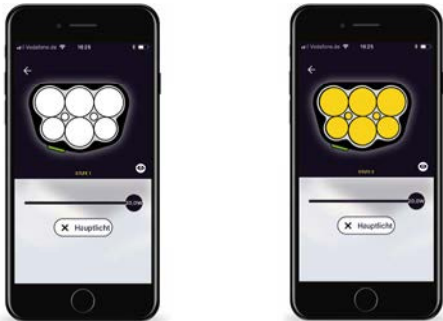
With the App you assign the light levels and special functions. Save your settings, create custom profiles for your activities, and simply use them again when you need them again. This way you'll be set to go for each of your sports: just select the profile you created and light up.

The battery on the Alpha has been specifically designed for the high performance usage: Software and the control board hardware have been optimized. In addition, the capacity indicator now shines blue.

LED STATUS BAR



APP

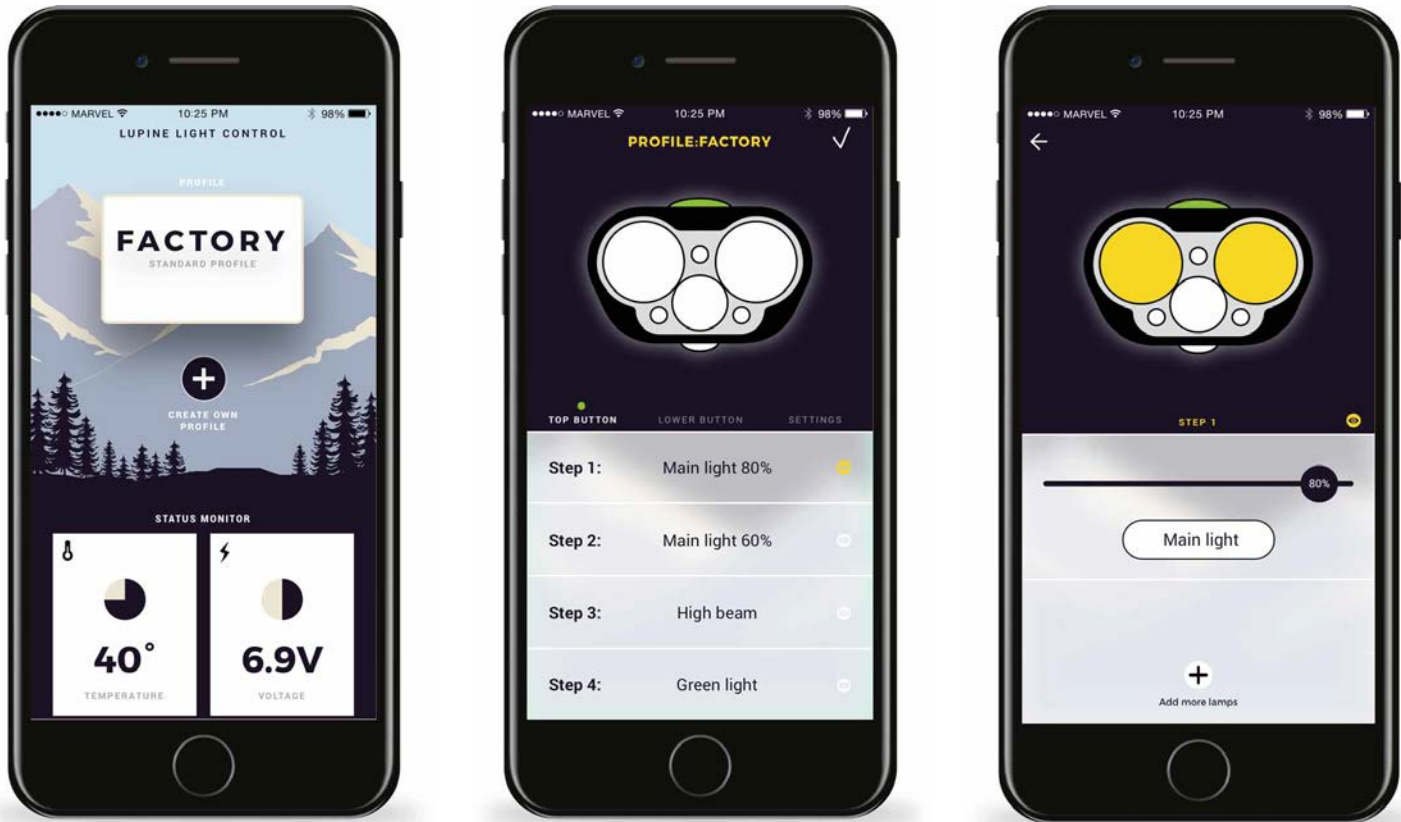


ALPHA BATTERY



LUPINE LIGHT CONTROL 2.0

The new app for Blika and Alpha allows you to do even more, such as assigning lighting levels and special functions to any button of your choosing. Save your settings, create custom profiles for your activities, and simply use them when you need them again. This way you'll be set to go for each of your sports: just select the profile you created and light up.



BLUETOOTH

Control your lamp with a remote control in your hand or directly from the handlebar, all without wires and without any delay. All lamp models with an “R” in the name feature BLUETOOTH and remote controls.

LUPINE LIGHT CONTROL

Lupine Light Control 1.0* connects your Piko, Wilma or Betty to your phone. But the app is far more than just a high-end remote control. It revolutionizes the setting of lighting levels: with just a few swipes, you determine how strong you want your light to shine for each level, add further levels, or use various special functions.

* for iOS and Android




NEO

SMALL LIGHT, LARGE OUTPUT

The Neo is an ideal companion for mountaineering, hiking, running, skiing, or working at night, offering up to 80 hours' operation, amazing 900 lumens, and perfect illumination.

The Neo is the smallest light we've ever built that offers full Lupine technology. It features active heat management, five different lighting modes, numerous additional functions, and high-end, sturdy aluminum housing. The Neo also features a red light to allow you to read maps unobtrusively and a particularly striking appearance. It only weighs 50 grams and you'll barely notice it on your head even after hours of wearing it.

The wide angle of the peripheral light gives you a constant, perfect view of your surroundings. The narrow central spot offers an excellent range of more than 160 meters and the included diffuser provides a noticeably gentler light when needed.



NEO
HELMETLIGHTS



DATA	NEO 4
LUMENS (ANSI)	900 LUMENS
POWER	0.3 - 10 WATT
BATTERY	3.5 Ah
RUNTIME	2h 15 - 80h
LED	1 x Cree XM-L2
BEAM ANGLE	30°
WEIGHT	185g



DATA	NEO 4 SC
LUMENS (ANSI)	900 LUMENS
POWER	0.3 - 10 WATT
BATTERY	3.5 Ah SmartCore
RUNTIME	2h 15 - 80h
LED	1 x Cree XM-L2
BEAM ANGLE	30°
WEIGHT	185g



NEO
HEADLAMPS



DATA	NEO X2 / SC
LUMENS (ANSI)	900 LUMENS
POWER	0.3 - 10 WATT
BATTERY	2.0 Ah / SmartCore
RUNTIME	1h 30 - 48h
LED	1 x Cree XM-L2
BEAM ANGLE	30°
WEIGHT	190g



DATA	NEO X4 SC
LUMENS (ANSI)	900 LUMENS
POWER	0.3 - 10 WATT
AKKU	3.5 Ah / SmartCore
RUNTIME	2h 15 - 80h
LED	1 x Cree XM-L2
BEAM ANGLE	30°
WEIGHT	220g




PIKO

SMALL HIGH-TECH MIRACLE

The Piko is extremely small and light, but also robust and bright enough for any extreme situation. Piko offers 1800 lumens in a light that's no bigger than a matchbox and optional Bluetooth and remote control connectivity.

A headlamp so compact that you can comfortably wear it for hours on your head, but also bright enough for even the most extreme conditions and fast downhill runs: that's Piko. The latest generation sends out an incredible 1800 lumens and weighs just 65 grams. No other light this size has such a high output.

The Piko headlamp allows you to choose between five pre-programmed lighting modes. With just a single touch of a button, you can easily switch between 2-stage, 3-stage, 4-stage, ECO, and RVL mode. You also have additional functions such as SOS and Alpine emergency signal.



PIKO
HELMETLIGHTS



DATA	PIKO 4 / R 4
LUMENS (ANSI)	1800 LUMENS
POWER	0.3 - 20 WATT
BATTERY	3.5 Ah
RUNTIME	1h 15 - 80h
LED	2 x Cree XM-L2
BEAM ANGLE	22°
WEIGHT	195g



DATA	PIKO 4 SC / R 4 SC
LUMENS (ANSI)	1800 LUMENS
POWER	0.3 - 20 WATT
BATTERY	3.5 Ah SmartCore
RUNTIME	1h 15 - 80h
LED	2 x Cree XM-L2
BEAM ANGLE	22°
WEIGHT	195g



DATA	PIKO 7 / R 7
LUMENS (ANSI)	1800 LUMENS
POWER	0.3 - 20 WATT
BATTERY	6.9 Ah SmartCore
RUNTIME	2h 30 - 160h
LED	2 x Cree XM-L2
BEAM ANGLE	22°
WEIGHT	310g



PIKO FRONTCLICK

With the FrontClick quick-change system, your lighting will be more flexible than ever before. You can turn your head-lamp into a helmet lamp or swap your headlamp from one helmet to another safely, quickly, and without tools. Just click into place onto the plate attached to your helmet with a special 3M adhesive pad or the tried and tested Lupine velcro system.

From mid August 2018 all Piko and Blika helmetlights with 3.5 Ah battery, will be delivered with FrontClick mount and FastClick battery.

PIKO
HEADLAMPS



DATA	PIKO X7 / RX 7
LUMENS (ANSI)	1800 LUMENS
POWER	0.3 - 20 WATT
BATTERY	6.9 Ah SmartCore
RUNTIME	2h 30 - 160h
LED	2 x Cree XM-L2
BEAM ANGLE	22°
WEIGHT	350g



DATA	PIKO X4 / RX 4
LUMENS (ANSI)	1800 LUMENS
POWER	0.3 - 20 WATT
BATTERY	3.5 Ah
RUNTIME	1h 15 - 80h
LED	2 x Cree XM-L2
BEAM ANGLE	22°
WEIGHT	225g



DATA	PIKO X DUO / RX DUO
LUMENS (ANSI)	1800 LUMENS
POWER	0.3 - 20 WATT
BATTERY	2.0 Ah, 3.5 Ah
RUNTIME	1h 50 - 126h
LED	2 x Cree XM-L2
BEAM ANGLE	22°
WEIGHT	195g



DATA	PIKO X4 SC / RX 4 SC
LUMENS (ANSI)	1800 LUMENS
POWER	0.3 - 20 WATT
BATTERY	3.5 Ah SmartCore
RUNTIME	1h 15 - 80h
LED	2 x Cree XM-L2
BEAM ANGLE	22°
WEIGHT	225g



DATA	PIKO X DUO SC / RX DUO SC
LUMENS (ANSI)	1800 LUMENS
POWER	0.3 - 20 WATT
BATTERY	2.0 Ah SC, 3.5 Ah SC
RUNTIME	1h 50 - 126h
LED	2 x Cree XM-L2
BEAM ANGLE	22°
WEIGHT	195g



From mid August 2018 all Piko and Blika headlamps with 3.5 Ah battery, will be delivered with FrontClick mount and FastClick battery.


BLIKA

A LIGHT FOR EVERY ADVENTURE

There are lights for running, lights for climbing, lights for biking, and then there's one that works for any of your adventures. A massive 2100 lumens, near and high beam, red and green light, a gentle reading light, and the brand new FrontClick system make the Blika the most versatile Lupine we have ever constructed.

In developing the Blika, we asked ourselves what a light would need in order to do as much as possible at night. Starting with the popular Piko light, the Blika has a switchable, narrow spot and thus increases its range by a multiple. Red and green lights allows very specific applications and the diffuse reading and camping light is perfect in case you need it for more gentle action.

To make using the Blika as straightforward as possible, we have designed a new operating system with two buttons that you can assign as you like. This gives you instant access to all levels of lighting and special functions that you need at the moment.





DATA	BLIKA 4 / R 4
LUMENS (ANSI)	2100 LUMENS
POWER	0.3 - 22 WATT
BATTERY	3.5 Ah
RUNTIME	1h 05 - 80h
LED	2 x Cree XM-L2, XQ-E HI (4x white, 1x green, 1x red)
BEAM ANGLE	22° / 12° / 180°
WEIGHT	220g



DATA	BLIKA 4 SC / R 4 SC
LUMENS (ANSI)	2100 LUMENS
POWER	0.3 - 22 WATT
BATTERY	3.5 Ah SmartCore
RUNTIME	1h 05 - 80h
LED	2 x Cree XM-L2, XQ-E HI (4x white, 1x green, 1x red)
BEAM ANGLE	22° / 12° / 180°
WEIGHT	220g



DATA	BLIKA 7 / R 7
LUMENS (ANSI)	2100 LUMENS
POWER	0.3 - 22 WATT
BATTERY	6.9 Ah SmartCore
RUNTIME	2h 10 - 160h
LED	2 x Cree XM-L2, XQ-E HI (4x white, 1x green, 1x red)
BEAM ANGLE	22° / 12° / 180°
WEIGHT	335g



2-WAY BUTTON

Double the buttons = double the possibilities. With the 2-button Bluetooth remote control for the new Blika, you can now switch even more easily between lighting levels and special functions. You can choose between two different operating concepts. Switch the lighting levels as quickly as you shift gears or use one of the buttons for the main light and the other for direct control of special functions such as red or green light.

From mid August 2018 all Piko and Blika helmetlights with 3.5 Ah battery, will be delivered with FrontClick mount and FastClick battery.

BLIKA
HEADLAMPS



DATA	BLIKA X4 / RX 4
LUMENS (ANSI)	2100 LUMENS
POWER	0.3 - 22 WATT
BATTERY	3.5 Ah
RUNTIME	1h 05 - 80h
LED	2 x Cree XM-L2, XQ-E HI (4x white, 1x green, 1x red)
BEAM ANGLE	22° / 12° / 180°
WEIGHT	250g



DATA	BLIKA X4 SC / RX 4 SC
LUMENS (ANSI)	2100 LUMENS
POWER	0.3 - 22 WATT
BATTERY	3.5 Ah SmartCore
RUNTIME	1h 05 - 80h
LED	2 x Cree XM-L2, XQ-E HI (4x white, 1x green, 1x red)
BEAM ANGLE	22° / 12° / 180°
WEIGHT	250g



DATA	BLIKA X7 / RX 7
LUMENS (ANSI)	2100 LUMENS
POWER	0.3 - 22 WATT
BATTERY	6.9 Ah SmartCore
RUNTIME	2h 10 - 160h
LED	2 x Cree XM-L2, XQ-E HI (4x white, 1x green, 1x red)
BEAM ANGLE	22° / 12° / 180°
WEIGHT	370g



BLIKA FRONTCLICK

With the FrontClick quick-change system, your lighting will be more flexible than ever before. You can turn your headlamp into a helmet lamp or swap your headlamp from one helmet to another safely, quickly, and without tools. Just click into place onto the plate attached to your helmet with a special 3M adhesive pad or the tried and tested Lupine velcro system.

From mid August 2018 all Piko and Blika headlamps with 3.5 Ah battery, will be delivered with FrontClick mount and FastClick battery.


WILMA

NIGHT CHANGER

With 3200 lumens, you will notice even the fastest movements in the dark and any stumbling block that might trip you up in even the most challenging of circumstances. The Wilma Helmet light: also available with Bluetooth and remote control operation.

What have you always wanted to do after dark? The Wilma makes it possible. An incredible 3200 lumens makes Wilma R even brighter than conventional car headlights. So much output and perfectly balanced illumination enable you to undertake any fast, extreme, or challenging activity even at night.

The Wilma headlamp offers 10 different dimming levels and numerous additional functions such as SOS, FLASH, RVLr and Alpine emergency signals.



WILMA
HELMETLIGHTS



WILMA
HEADLAMPS

DATA	WILMA 7 / R 7
LUMENS (ANSI)	3200 LUMENS
POWER	0.3 - 28 WATT
BATTERY	6.9 Ah SmartCore
RUNTIME	1h 45 - 150h
LED	4 x Cree XM-L2
BEAM ANGLE	26°
WEIGHT	375g



DATA	WILMA X7 / RX 7
LUMENS (ANSI)	3200 LUMENS
POWER	0.3 - 28 WATT
BATTERY	6.9 Ah SmartCore
RUNTIME	1h 45 - 150h
LED	4 x Cree XM-L2
BEAM ANGLE	26°
WEIGHT	445g



DATA	WILMA R 14
LUMENS (ANSI)	3200 LUMENS
POWER	0.3 - 28 WATT
BATTERY	13.8 Ah SmartCore
RUNTIME	3h 20 - 310h
LED	4 x Cree XM-L2
BEAM ANGLE	26°
WEIGHT	580g



DATA	WILMA RX 14
LUMENS (ANSI)	3200 LUMENS
POWER	0.3 - 28 WATT
BATTERY	13.8 Ah SmartCore
RUNTIME	3h 20 - 310h
LED	4 x Cree XM-L2
BEAM ANGLE	26°
WEIGHT	650g




BETTY

A FLOODLIGHT FOR YOUR HEAD

Switch it on and you'll be blown away by the 5000 lumens coming off this attractive, yet rugged light in aluminum housing. Features Bluetooth and remote control operation, a special lens arrangement for perfect illumination and enough output to flood entire valleys in light. That's Betty R for you.

In order to build the brightest helmet light of its kind, we first questioned everything that goes into a headlamp: a sturdy, yet super lightweight housing, powerful LEDs, an effective lens system and easy operation. With Betty, we wanted the best for each of these aspects. So we redefined the limits of technology and created something special. A light without compromise.

There are 11 different dimming stages and numerous additional functions such as Centre-LED, SOS, FLASH, RVLr and the Alpine emergency signal.



BETTY
HELMETLIGHTS



BETTY
HEADLAMPS



DATA	BETTY R 7
LUMENS (ANSI)	5000 LUMENS
POWER	0.3 - 45 WATT
BATTERY	6.9 Ah SmartCore
RUNTIME	1h - 150h
LED	6 x Cree XM-L2, 1x XP-G2
BEAM ANGLE	26°
WEIGHT	435g



DATA	BETTY RX 7
LUMENS (ANSI)	5000 LUMENS
POWER	0.3 - 45 WATT
BATTERY	6.9 Ah SmartCore
RUNTIME	1h - 150h
LED	6 x Cree XM-L2, 1x XP-G2
BEAM ANGLE	26°
WEIGHT	485g



DATA	BETTY R 14
LUMENS (ANSI)	5000 LUMENS
POWER	0.3 - 45 WATT
BATTERY	13.8 Ah SmartCore
RUNTIME	2h - 310h
LED	6 x Cree XM-L2, 1x XP-G2
BEAM ANGLE	26°
WEIGHT	640g



DATA	BETTY RX 14
LUMENS (ANSI)	5000 LUMENS
POWER	0.3 - 45 WATT
BATTERY	13.8 Ah SmartCore
RUNTIME	2h - 310h
LED	6 x Cree XM-L2, 1x XP-G2
BEAM ANGLE	26°
WEIGHT	690g



ROTLICHT

INTELLIGENT SAFETY LIGHT

Riding in a group and need to brake? The red light reacts immediately with a brake light.

On the road and a car's light hit you? The red light detects how much light you need for each situation. That way you'll still be noticed perfectly, no matter how much light there is around you, and also save power when you need less output.

As you'd expect from Lupine, the red light offers an impressive 160 lumens and perfect craftsmanship. The high-quality aluminum housing and robust polycarbonate front cover are extremely rugged and reliably protect your red light from bumps, dust and water.



ROTLICHT

TAILLIGHT

FAST AND SECURE

The holder can be applied quickly, easily, and securely to handlebars between 22 and 55 mm (7/8 to 2 1/8 inches) in diameter.

DATA	ROTLICHT
LUMENS (ANSI)	160 LUMENS
POWER	0.1 - 2 WATT
BATTERY	830 mAh
RUNTIME	1h 30 - 80h
LED	1 x Cree XP-E2
BEAM ANGLE	180°
WEIGHT	55g



BRAKELIGHT- When you pull on the brakes, the built in acceleration sensor turns the light brighter to gain more attention on th streets.

BRIGHTNESS SENSOR- Automatic light adjustment depending on the ambient light. If for example a car comes closer, the light turns brighter.

ACCESSORIES

SEAT STAY MOUNT

The seat stay mount ensures secure attachment that needs minimum space. With just one click, you can release your Rotlicht from the holder to charge it or protect it from theft when you park your MTB.



BAROLO KIT

For lovers of the classic red look, the Barolo kit gives your Rotlicht a touch of nostalgia.






FLASHLIGHTS

MAX PERFORMANCE, MINIMUM SIZE

Piko TL (PTL) offers maximum performance with a minimum size and a design that has been popular for years, with even more output than before. The compact, lightweight flashlight is made of black anodized aluminum, fits perfectly into your hand, and shines through the deepest darkness with a fantastic 1500 lumens.

The PTL is a high-tech flashlight, smaller than your phone and perfect for your pocket. 2 high-power LEDs set the PTL ablaze with up to 1500 lumens, bright enough to provide enough light in any nighttime situation. To make the Piko TL as durable and lightweight as possible, we rely on a particularly high-quality aluminum body and a head element milled from a single piece of metal.

We designed every single millimeter to meet the highest demands on technology and design to create a new type of flashlight that's extremely powerful and extremely compact.



DIFFUSOR

The diffuser provides a soft light and is a useful accessory for activities like climbing, photography or at the camp fire.

FILTER

The filters for our Piko dive the night alternatively into a green or red light.

PIKO TL MINIMAX



PIKO TL MAX



DATA	PIKO TL MINIMAX	PIKO TL MAX
LUMENS (ANSI)	1500 LUMENS	1500 LUMENS
POWER	0.3 - 16 WATT	0.3 - 16 WATT
BATTERY	2.0 Ah	3.3 Ah
RUNTIME	1h - 47h	1h 30 - 80h
LED	2 x Cree XM-L2	2 x Cree XM-L2
BEAM ANGLE	22°	22°
WEIGHT	150g	180g

A FLOODLIGHT IN YOUR HANDS

The BTL is your hand-held floodlight. Easy battery change, a sturdy, but beautiful aluminum case and up to 5000 lumens make the Betty TL the perfect flashlight.

A lightweight, but sturdy aluminum housing, a special lens arrangement for perfect illumination and enough output to flood entire valleys in light. In addition, a red light is integrated for special applications such as videography or photography. Our Betty flashlight is the absolute pinnacle of handheld lighting technology.

With the 1/4 inch thread adapter, you can mount the BTL on all customary tripods or with a flash slot adapter even directly onto your camera.



Its 55 mm thread cover allows you to use a diffuser for a softer light or commercially available photo filters.

BETTY TL 2S



BETTY TL 2



DATA	BETTY TL 2S	BETTY TL 2
LUMENS (ANSI)	5000 LUMENS	5000 LUMENS
POWER	0.8 - 45 WATT	0.8 - 45 WATT
BATTERY	3.5 Ah	6.6 Ah
RUNTIME	30m - 40h	1h - 80h
LED	6x Cree XM-L2, 1x XP-E2 (red)	6x Cree XM-L2, 1x XP-E2 (red)
BEAM ANGLE	26°	26°
WEIGHT	300g	425g

BETTY TL 2 PRO

FLASHLIGHTS

HIGH POWER LED FLASHLIGHT WITH DOCKING STATION

Far from civilization, you want a light that will do what it promises: Water, scratch and impact resistant, 9.9 Ah battery tank and a massive 5000 lumens.

The unique orbital charging technology and the docking station with 1.5 amps of charging power ensure you always have a fully powered flashlight. Colored LEDs show the current charge level and help you to find your lamp in the dark. The light itself is held in place by two low-wear spring systems which keep it in place even when things get rough. It can also be mechanically secured with a locking mechanism. The BTL2 Pro System is perfect for vehicles prone to strong vibrations.

An extra thick hard anodized surface (100 microns) and the unbreakable AF front glass protect the lamp head from knocks, bumps, dirt and water. The grooves on the outside of the extra-large battery tanks deliver optimal handling and grip, even if your lamp falls in the mud. This flashlight was developed in response to a special request from the Norwegian police.

BETTY TL 2 PRO



DATA	BETTY TL 2 PRO
LUMENS (ANSI)	5000 LUMENS
POWER	45 WATT
BATTERY	10.4 Ah
RUNTIME	1h 30 - 240h
LED	6 x Cree XM-L2, 1x XP-E2 (red)
BEAM ANGLE	26°
WEIGHT	600g





SIMPLE AND BRILLIANT

The USB One turns your Lupine battery into a mobile power bank. Nearly every USB device can be recharged within a very short time.

Lupine battery	Smartphone	Tablet	GPS-Navigation
3.5 Ah	3 - 4 x	0.5 x	4 - 6 x
6.9 Ah	6 - 8 x	1 x	8 - 12 x
13.8 Ah	12 - 16 x	2 x	16 - 24 x



CHARGE VIA USB

With the USB Charger, you can charge your Lupine batteries easily via a mobile phone power supply, solar panel, or the USB port of your PC.



FACTS

BATTERIES

Each of our Li-ion batteries is absolutely watertight and is protected against external forces with an extremely rugged outer case made of ABS plastic. The integrated switch-off electronics on every Lupine battery reliably protects it against faulty currents.

FASTCLICK

With just one click, you can attach your battery to your headband, helmet, or bike frame. The latches of the FastClick batteries keep it securely in the battery holder even when the going gets tough.

SMARTCORE

The optional SmartCore technology offers even more. Color LEDs and an acoustic signal will show you with just the push of a button how much power is left in your battery. The additional running lights and tail light functions increase your visibility and safety.

BATTERY FRAMEMOUNT

Whether it's a FastClick frame holder or straps: you can also attach all of our batteries directly to your bike frame.

HEATSINK BLIKA

The optional heatsink improves the performance of your Blika. Especially at lower cooling by warm ambient air or lack of airstream, your Blika remains longer at its maximum performance level significantly.

Perfect for using indoor or for activities without movement.



QUICK RELEASE MOUNT

With our quick release mount, you can quickly attach your headlamp onto any bar of your bicycle. Your light remains freely adjustable horizontally, but safe and secure in its position.

GOPRO ADAPTER

The Lupine GoPro adapters are ideal for mounting our headlamps to a wide variety of surfaces. If you already own a helmet camera with a suitable holder, this is the ideal holder for your Lupine.

HELMET MOUNT

Our wide assortment of helmet holders guarantee a secure hold on almost every helmet. The headlamp is securely fixed to the helmet holder with two screws. It remains horizontally adjustable without loosening during the ride.

HEADBAND

Our headband is feather-light and can be worn comfortably and safely, thanks to the flexible textiles. The bands are woven in Austria and sewn in Germany with the lamp holders and backs.

HD-HEADBAND (IMPROVED VERSION 2018)

Jumping? Racing? Rough slopes? No matter how extreme your activity is, our Heavy Duty Headband offers maximum support in any situation.

WATER- AND IMPACT RESISTANCE

All Lupine headlamps, flashlights and batteries meet the IP68 and IK09 standards for water- and impact-resistance.



INDEX

Available from mid August 2018 for Piko and Blika:
All-in-One Set incl. headband and helmet mount

Description	Art.No.	Details / Delivery content	Retail
NEO			
Neo X2	0850-001	2.0 Ah hardcase battery, FastClick headband, Wiesel charger, Diffusor	187,00 €
Neo X2 SC	0850-002	2.0 Ah SmartCore battery, FastClick headband, Wiesel charger, Diffusor	222,00 €
Neo X4 SC	0950-002	3.5 Ah SmartCore battery, FastClick headband, Wiesel charger, Diffusor	228,00 €
Neo 4	0900-001	3.5 Ah hardcase battery with velcro, helmet mount with velcro, Wiesel charger, 120cm extension cable, 1x velcro, diffusor	189,00 €
Neo 4 SC	0900-002	3.5 Ah SmartCore battery, 2x velcro, helmet mount with velcro, Wiesel charger, 120cm extension cable, diffusor	228,00 €
PIKO			
Piko X4	4150-101	3.5 Ah FastClick battery, Fast-/FrontClick headband, Wiesel charger	286,00 €
Piko X4 SC	4150-102	3.5 Ah SmartCore FastClick battery, Fast-/FrontClick headband, Wiesel charger	317,00 €
Piko X Duo	4251-101	1x 2.0 Ah FastClick battery 1x 3.5 Ah FastClick battery, Fast-/FrontClick headband, Wiesel charger	343,00 €
Piko X Duo SC	4251-102	1x 2.0 Ah, 1x 3.5 Ah SmartCore FastClick battery, Fast-/FrontClick headband, Wiesel charger	402,00 €
Piko X7	4350-102	6.9 Ah SmartCore battery, headband without batterymount, Wiesel charger, 120cm extension cable, pouch	356,00 €
Piko RX 4	4250-101	3.5 Ah FastClick battery, Fast-/FrontClick headband, Wiesel charger, Bluetooth Remote + mount	323,00 €
Piko RX 4 SC	4250-102	3.5 Ah SmartCore FastClickbattery, Fast-/FrontClick headband, Wiesel charger, Bluetooth Remote + mount	354,00 €
Piko RX Duo	4252-101	1x 2.0 Ah FastClick battery 1x 3.5 Ah FastClick battery, Fast-/FrontClick headband, Wiesel charger, Bluetooth Remote + mount	374,00 €
Piko RX Duo SC	4252-102	1x 2.0 Ah SmartCore FastClick battery, 1x 3.5 Ah SmartCore FastClick battery, Fast-/FrontClick headband, Wiesel charger, Bluetooth Remote + mount	439,00 €
Piko RX 7	4450-102	6.9 Ah SmartCore battery, headband without batterymount, Wiesel charger, 120cm extension cable, pouch, Bluetooth Remote + mount	393,00 €
Piko 4	4100-101	3.5 Ah FastClick battery, FrontClick helmet mount with 2x velcro, FastClick helmet mount 2.0 with velcro, Wiesel charger	286,00 €
Piko 4 SC	4100-102	3.5 Ah SmartCore FastClick battery, FrontClick helmet mount with 2x velcro, FastClick battery mount 2.0 with velcro, Wiesel charger,	317,00 €
Piko 7	4300-102	6.9 Ah SmartCore battery, 2x velcro, FrontClick helmet mount with 2x velcro, Wiesel charger, 120cm extension cable, pouch	356,00 €
Piko R4	4200-101	3.5 Ah FastClick battery, FrontClick helmet mount with 2x velcro, Wiesel charger, FastClick helmet mount 2.0 with velcro, Bluetooth Remote + Peppi V5	323,00 €
Piko R4 SC	4200-102	3.5 Ah SmartCore FastClick battery, FrontClick helmet mount with 2x velcro, Wiesel charger, FastClick helmet mount 2.0 with velcro, Bluetooth Remote + Peppi V5	354,00 €
Piko R7	4400-102	6.9 Ah SmartCore battery, 2x velcro, FrontClick helmet mount with 2x velcro, Wiesel charger, 120cm extension cable, pouch, Bluetooth Remote + Peppi V5	393,00 €

Description	Art.No.	Details / Delivery content	Retail
BLIKA			
Blika X4	0150-101	3.5 Ah FastClick battery, Fast-/FrontClick headband, Wiesel charger	339,00 €
Blika X4 SC	0150-102	3.5 Ah SmartCore FastClick battery, Fast-/FrontClick headband, Wiesel charger	366,00 €
Blika X7	0350-102	6.9 Ah SmartCore battery, FrontClick headband without batterymount, Wiesel charger, 120cm extension cable, pouch	409,00 €
Blika RX 4	0250-101	3.5 Ah FastClick battery, Fast-/FrontClick headband, Wiesel charger, Bluetooth Remote + mount	372,00 €
Blika RX 4 SC	0250-102	3.5 Ah SmartCore FastClick battery, Fast-/FrontClick headband, Wiesel charger, Bluetooth Remote + mount	399,00 €
Blika RX 7	0450-102	6.9 Ah SmartCore battery, FrontClick headband without batterymount, Wiesel charger, 120cm extension cable, pouch, Bluetooth Remote + mount	442,00 €
Blika 4	0100-101	3.5 Ah FastClick battery, helmet mount FrontClick with 2x velcro, Wiesel charger, FastClick helmetmount 2.0 with velcro	339,00 €
Blika 4 SC	0100-102	3.5 Ah SmartCore FastClick battery, helmet mount FrontClick with 2x velcro, Wiesel charger, FastClick helmet mount 2.0 with velcro	366,00 €
Blika 7	0300-102	6.9 Ah SmartCore battery, 2x velcro, helmet mount FrontClick with 2x velcro, Wiesel charger, 120cm extension cable, pouch	409,00 €
Blika R4	0200-101	3.5 Ah FastClick battery, helmet mount FrontClick with 2x velcro, Wiesel charger, FastClick helmet mount 2.0 with velcro, Bluetooth Remote + Peppi V5	372,00 €
Blika R4 SC	0200-102	3.5 Ah SmartCore FastClick battery, helmet mount FrontClick with 2x velcro, Wiesel charger, FastClick helmet mount 2.0 with velcro, Bluetooth Remote + Peppi V5	399,00 €
Blika R7	0400-102	6.9 Ah SmartCore battery, 2x velcro, helmet mount FrontClick with 2x velcro, Wiesel charger, 120cm extension cable, pouch, Bluetooth Remote + Peppi V5	442,00 €
WILMA			
Wilma X 7	1550-002	6.9 Ah SmartCore battery, headband, Wiesel charger, 120cm extension cable, pouch	459,00 €
Wilma RX 7	1650-002	6.9 Ah SmartCore battery, headband, Wiesel charger, 120cm extension cable, pouch, Bluetooth Remote + mount	495,00 €
Wilma RX 14	1750-002	13.8 Ah SmartCore battery, headband, Micro Charger, 12V cable, 120cm extension cable, pouch, Bluetooth Remote + mount	629,00 €
Wilma 7	1500-002	6.9 Ah SmartCore battery, 2x velcro, helmet mount with velcro, Wiesel charger, 120cm extension cable, pouch, Bluetooth Remote + mount	459,00 €
Wilma R7	1600-002	6.9 Ah SmartCore battery, 2x velcro, helmet mount with velcro, Wiesel charger, 120cm extension cable, pouch, Bluetooth Remote + mount	495,00 €
Wilma R14	1700-002	13.8 Ah SmartCore battery, 2x velcro, helmet mount with velcro, Micro Charger, 12V cable, 120cm extension cable, pouch, Bluetooth Remote + mount	629,00 €

56

INDEX

INDEX

57

Description	Art.No.	Details / Delivery content	Retail
BETTY			
Betty RX 7	1850-002	6.9 Ah SmartCore battery, headband, Charger One, 12V cable, 120cm extension cable, pouch, Bluetooth Remote + mount	799,00 €
Betty RX 14	1950-002	13.8 Ah SmartCore battery, headband, 120cm extension cable, Charger One, 12V cable, pouch, Bluetooth Remote + mount	899,00 €
Betty R 7	1800-002	6.9 Ah SmartCore battery, 2x velcro, helmet mount with velcro, Charger One, 12V cable, 120cm extension cable, pouch, Bluetooth Remote + mount	799,00 €
Betty R 14	1900-002	13.8 Ah SmartCore battery, 2x velcro, helmet mount with velcro, Charger One, 12V cable, 120cm extension cable, pouch, Bluetooth Remote + mount	899,00 €

ALPHA			
Alpha	4900-031	6.9 Ah SmartCore Akku, 2x Klettband, Schnellspanner 31.8 mm, Charger One, Bluetooth Fernbedie- nung + Halter	1080,00 €
Alpha	4900-035	6.9 Ah SmartCore Akku, 2x Klettband, Schnellspanner 35 mm, Charger One, Bluetooth Fernbedienung + Halter	1080,00 €

FLASHLIGHTS			
Piko TL MiniMax	1276	2.0 Ah battery integrated, Piko TL Charger	295,00 €
Piko TL Max	1277	3.3 Ah battery integrated, Piko TL Charger	315,00 €
Betty TL 2S	1971	batterytank 3.5 Ah, Charger One, 12V cable, frontcap for 55 mm photofilter, 1/4 inch Adapter, pouch	685,00 €
Betty TL 2	1969	batterytank 6.9 Ah, Charger One, 12V cable, frontcap for 55 mm photofilter, 1/4 inch Adapter, pouch	745,00 €
Betty TL 2 Pro	1970	OCHS (ORBITAL CHARGING SYSTEM) batterytank 10.4 Ah, Docking Station, frontcap for 55 mm photofilter, 1/4 inch Adapter, chinch cable, 12V cable, power supply	835,00 €

ACCESSORIES			
Piko/Blika helmet mount	1019	for Piko (1500/1800 lumens) and Blika, velcro and rubber pad	10,00 €
FrontClick			
FrontClick mount Piko	1017	for Piko (1500/1800 lumens)	6,00 €
2-Way-Switch	2090	Bluetooth remote Blika	40,00 €
Heatsink Blika	1089	improves the performance of Blika at slow movement	17,00 €
Seatstay mount Rotlicht	1099	incl. allen key and screwdriver	19,00 €
Barolo Kit	801	red frontcap and black screws for ROTLICHT	6,00 €
Piko Diffusor	897	for Piko (1500/1800 lumens), and Piko TL	18,00 €
Piko Filter green	895	for Piko (1500/1800 lumens), and Piko TL	18,00 €
Piko Filter red	896	for Piko (1500/1800 lumens), and Piko TL	18,00 €
1/4 inch Adapter for Betty TL2	429	incl. 2 screws - Adapter for 1/4 inch photothread	5,00 €
Betty TL2 Diffusor	892	for frontcap Betty TL2 / Pro (Art.No. 428)	18,00 €
Docking Station Betty TL2 Pro	1982	for Betty TL2 Pro with Orbital Charging System	164,00 €
USB One	444	Lupine battery to USB Adapter	15,00 €
USB Charger	1444	USB charger for Lupine batteries	19,00 €

Description	Art.No.	Details / Delivery content	Retail
TAILLIGHT			
Rotlicht	799	2W Rotlicht with brake light and acceleration sensor	89,00 €

SL

More informations about SL F and SL AF coming soon.

Approved by German law

SL B Bosch StVZO	2100	with Bosch display mount	265,00 €
SL S Bosch StVZO (Purion)	2150	with barmount 31.8mm Art.No. 2296	265,00 €
SL S Yamaha StVZO	2250	with barmount 31.8mm Art.No. 2296	265,00 €
SL S Shimano StVZO	2200	with barmount 31.8mm Art.No. 2296	265,00 €
SL S Brose StVZO	2300	with barmount 31.8mm Art.No. 2296	265,00 €

International version - Not available in Germany

SL B Bosch	3100	with Bosch display mount	265,00 €
SL S Bosch (Purion)	3150	with barmount 31.8mm Art.No. 2296	265,00 €
SL S Yamaha	3250	with barmount 31.8mm Art.No. 2296	265,00 €
SL S Shimano	3200	with barmount 31.8mm Art.No. 2296	265,00 €
SL S Brose	3300	with barmount 31.8mm Art.No. 2296	265,00 €

Lupine SL battery version (StVZO)

SL A StVZO (without battery)	2303	with barmount 31.8mm Art.No. 2296	265,00 €
SL A 4 StVZO	2301	3.5 Ah SmartCore battery, Wiesel charger, 2x velcro, with barmount 31.8mm Art.No. 2296	339,00 €
SL A 7 StVZO	2302	6.9 Ah SmartCore battery, Wiesel charger, 2x velcro, with barmount 31.8mm Art.No. 2296	385,00 €

Lupine SL battery version - International version - Not available in Germany

SL A (without battery)	3303	with barmount 31.8mm, 39- 51mm stem width	265,00 €
SL A 4	3301	3.5 Ah SmartCore battery, Wiesel charger, 2x velcro, with barmount 31.8mm Art.No. 2296	339,00 €
SL A 7	3302	6.9 Ah SmartCore battery, Wiesel charger, 2x velcro, with barmount 31.8mm Art.No. 2296	385,00 €

All SL sets are also available with 35mm barmount.

DISTRIBUTORS			
Australia and New Zealand: virtuascape.com.au		Hungary: evobike.hu	South Korea: daejin-inc.com
Benelux: actionsports.be		Italy: panoramadiffusion.it	United Arab Emirates: tactical-trading.com
Bulgaria: xcosports.com		Spain: alpcross.com	Japan: eastwood.co.jp
		Norway: dsgshop.no	USA / Canada: lupinenorthamerica.com
			Denmark: intersurf.dk

Changes: Rights for improvements and modifications of our products reserved.

WE ARE THE **LIGHT**

Lupine Lighting Systems GmbH
Winnberger Weg 11
92318 Neumarkt
GERMANY

Phone: +49 (0) 9181 50 949 - 0
Fax: +49 (0) 9181 50 949 - 15
E-Mail: info@lupine.de

www.lupine.de